

Pipe joint assemblies and fittings for unplasticized
polyvinyl chloride (U-PVC) pressure pipelines
Dimensions of flanged and socket fittings

DIN
8063
Part 12

Rohrverbindungen und Rohrleitungsteile für Druckrohrleitungen aus weichmacherfreiem Polyvinylchlorid (PVC-U);
Flansch- und Steckmuffenformstücke, Maße

*In keeping with current practice in standards published by the International Organization for Standardization (ISO),
a comma has been used throughout as the decimal marker.*

Dimensions in mm

1 Field of application

This standard specifies dimensions of injection moulded ¹⁾ unplasticized polyvinyl chloride (U-PVC) fittings, flanged fittings and socket fittings intended for use with series 4 pipes as specified in DIN 8082 ^{*)} or other fittings.

A sealing ring seated in the groove of the socket shall be used for sealing push-in joints.

The fittings shall meet the requirements specified in DIN 8063 Part 5 ^{*)}.

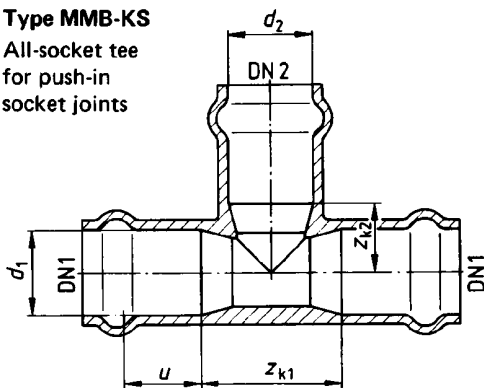
2 Dimensions, designation

Fittings are not expected to conform to the designs illustrated here; compliance is only required in the case of the dimensions specified.

The specifications of DIN 8063 Part 4 shall apply with regard to the dimensions of flanges and collars.

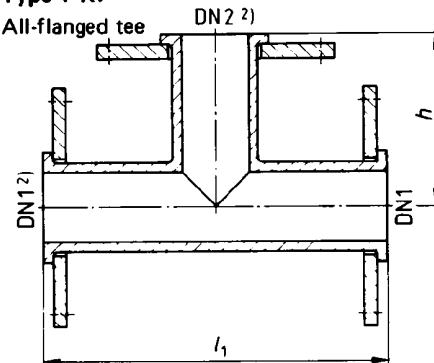
Type MMB-KS

All-socket tee
for push-in
socket joints



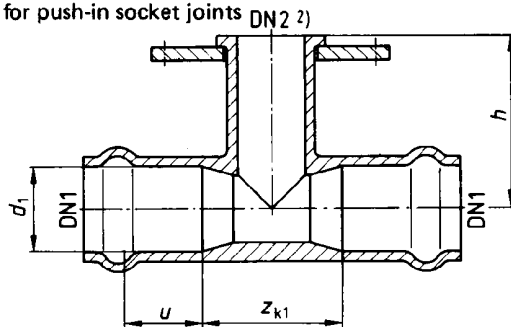
Type T-KF

All-flanged tee



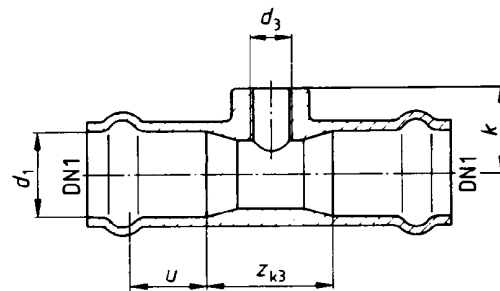
Type MMA-KS

Double-socket tee with flanged branch
for push-in socket joints



Type MMI-KS

Double socket with tapered stud



Designation of a type MMB-KS fitting with $d_1 = 110$ mm and $d_2 = 75$ mm:

Double socket DIN 8063 – MMB-KS 110 × 75

Designation of a type MMI-KS fitting with $d_1 = 110$ mm and $d_3 = R 1\frac{1}{4}$:

Double socket DIN 8063 – MMI-KS 110 × R 1 $\frac{1}{4}$

Designation of a type T-KF fitting with $d_{(DN1)} = 90$ mm and $D_{(DN2)} = 75$ mm:

Double-flanged tee – T-KF 90 × 75

^{*)} At present at the stage of draft.

1) See DIN 16 700 for definition of "injection moulding".

2) The designation shall include the pipe external diameter associated to nominal size DN as specified in table 1.

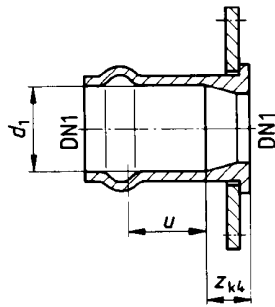
Continued on pages 2 to 4

Table 1. Types MMB-KS, MMA-KS, T-KF and MMI-KS

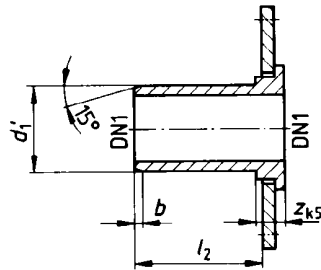
Run			Branch					<i>h</i>	<i>k</i>	<i>l</i> ₁	<i>u</i> ³⁾	<i>z</i> _{k1}	<i>z</i> _{k2}	<i>z</i> _{k3}	
Pipe external diameter, <i>d</i>	<i>d</i> ₁	DN1	Pipe external diameter, <i>d</i>	<i>d</i> ₂	DN2	<i>d</i> ₃									
	Limit deviations			Limit deviations			min.	min.	min.	min.	min.	min.	min.		
63	63	+1,3 +0,6	50	63	63	+1,3 +0,6	50	R 1¼ R 1½	130	65	260	58	75	38	75
75	75	+1,3 +0,6	65	63	63	+1,3 +0,6	50	R 1¼	140	70	280	60	77	44	77
				75	75	+1,3 +0,6	65	R 1½	140		280		89	45	
90	90	+1,5 +0,7	80	63	63	+1,3 +0,6	50	R 1¼	150	75	300	62	79	51	79
				75	75	+1,3 +0,6	65		150		300		91	52	
				90	90	+1,5 +0,7	80	R 1½	150		300		106	53	
110	110	+1,7 +0,8	100	63	63	+1,3 +0,6	50	R 1¼	160	85	320	65	83	61	83
				75	75	+1,3 +0,6	65		160		320		95	62	
				90	90	+1,5 +0,7	80	R 1½	170		340		110	63	
				110	110	+1,7 +0,8	100		180		360		130	65	
140	140	+1,9 +0,9	125	75	75	+1,3 +0,6	65	R 1¼	180	10	360	69	99	77	87
				90	90	+1,5 +0,7	80		190		380		114	78	
				110	110	+1,7 +0,8	100	R 1½	200		400		134	80	
				140	140	+1,9 +0,9	125		200		400		164	82	
160	160	+2,1 +1	150	90	90	+1,5 +0,7	80	R 1¼	200	110	400	72	118	88	91
				110	110	+1,7 +0,8	100		210		400		138	90	
				140	140	+1,9 +0,9	125	R 1½	210		420		168	92	
				160	160	+2,1 +1	150		230		460		188	94	
225	225	+2,5 +1,4	200	90	90	+1,5 +0,7	80	R 1¼	240	145	480	80	130	121	104
				110	110	+1,7 +0,8	100		250		500		150	123	
				140	140	+1,9 +0,9	125	R 1½	250		500		180	125	
				160	160	+2,1 +1	150		270		540		200	127	
				225	225	+2,5 +1,4	200		280		560		265	133	

3) *u*_{min} = minimum depth of engagement, defined as distance between sealing ring in as fitted position and start of taper.

Type E-KS
Flanged socket
for push-in joints



Type F-KS
Flanged spigot
for flanged joints



Designation of a type F-KS fitting with $d_1' = 160$ mm:

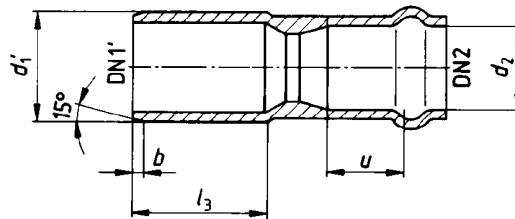
Flanged spigot DIN 8063 – F-KS 160

Table 2. Types E-KS and F-KS

Pipe external diameter, d	d_1		d_1'		DN1	b min.	l_2 min.	u ³⁾ min.	z_{k4} min.	z_{k5} min.
		Limit deviations		Limit deviations						
63	63	+1,3 +0,6	63	+0,2 0	50	6	96	58	9	33
75	75	+1,3 +0,6	75	+0,3 0	65	7	101	60	10	34
90	90	+1,5 +0,7	90	+0,3 0	80	8	106	62	13	35
110	110	+1,7 +0,8	110	+0,3 0	100	10	114	65	15	37
140	140	+1,9 +0,9	140	+0,4 0	125	12	125	69	19	40
160	160	+2,1 +1	160	+0,4 0	150	14	134	72	19	42
225	225	+2,5 +1,4	225	+0,5 0	200	20	158	80	20	49

For ³⁾, see table 1.

Type STR-KS
Reducer
for push-in joints



Designation of a type STR-KS fitting with $d_1 = 110$ mm reducing to $d_2 = 75$ mm:
Coupling DIN 8063 – STR-KS 110 × 75

Table 3. Type STR-KS

Pipe external diameter, d	d_1		DN1'	Pipe external diameter, d	d_2		DN2	b min.	l_3 min.	u min.
		Limit deviations				Limit deviations				
75	75	$+0.3$ 0	65	63	63	$+1.3$ $+0.6$	50	7	101	58
90	90	$+0.3$ 0	80	63	63	$+1.3$ $+0.6$	50	8	106	58
				75	75	$+1.5$ $+0.7$	65			60
110	110	$+0.3$ 0	100	63	63	$+1.3$ $+0.6$	50	10	114	58
				75	75	$+1.5$ $+0.7$	65			60
				90	90	$+1.7$ $+0.8$	80			62
140	140	$+0.4$ 0	125	63	63	$+1.3$ $+0.6$	50	12	125	58
				75	75	$+1.5$ $+0.7$	65			60
				90	90	$+1.7$ $+0.8$	80			62
				110	110	$+2.1$ $+1$	100			65
160	160	$+0.4$ 0	150	63	63	$+1.3$ $+0.6$	50	14	134	58
				75	75	$+1.5$ $+0.7$	65			60
				90	90	$+1.7$ $+0.8$	80			62
				110	110	$+2.1$ $+1$	100			65

Standards referred to

- DIN 8062 (at present at the stage of draft) Unplasticized polyvinyl chloride pipes; dimensions
DIN 8063 Part 4 Pipe joint assemblies and fittings for unplasticized polyvinyl chloride (U-PVC) pressure pipelines; collars, flanges, seals, dimensions
DIN 8063 Part 5 (at present at the stage of draft) Pipe joint assemblies and fittings for unplasticized polyvinyl chloride (U-PVC) pressure pipelines; general quality requirements, testing
DIN 16 700 Plastics; moulding techniques; production processes and production equipment; concepts

Other relevant standards

- ISO/DIS 2045 Single sockets for unplasticized polyvinyl chloride (U-PVC) and chlorinated polyvinyl chloride (C-PVC) pressure pipes with elastic sealing ring type joints; minimum depths of engagement
ISO 6455 – 1983 Unplasticized polyvinyl chloride (PVC) fittings with elastic sealing ring type joints for pipes under pressure; dimensions of laying lengths; metric series

International Patent Classification

F 16 L 47/00
E 03 C 1/04